



NS80 MODEL - E240

**serrfire**<sup>®</sup>

**FIRE RESISTANT  
ROLLER SHUTTER**

**E240** 



[info@serrfire.com](mailto:info@serrfire.com)



[www.serrfire.com](http://www.serrfire.com)



### Certificate

Fire Rated Roller Shutter (E240)  
Certificate No: EEA-1900-0106 dated 24.10.2019

### Ideal Uses

Application in indoor / outdoor for industrial buildings, Loading Bays, Warehouses, Factories, Hospitals, Large Commercial Buildings, Airports, Canteens, Restaurants, Shopping Mall, Car Parks, Department Stores and Fire Explosion Hazardous Enviroments.

## TECHNICAL SPECIFICATIONS

### Profile / Curtain

Profile / curtain made of galvanized interlocking roll-formed steel, single-skinned 80mm curved slat, sheet thickness from 0,80mm to 1,20mm with galvanized end locks riveted to the slats maintain profile / curtain alignment and prevent wear.

### Side Guides

Side guides made of galvanized steel profile, 100x70mm dimension and 3,00mm thickness made by press break bending method, fixing to face of wall and between Jamb's (U type and Z type) based on construction structure. Side guides can be mounted to the interior or exterior side of the wall or the jamb. Side guide assemblies bolt to fixing angles or frame steel and support the entire weight of the shutter.

### Endplates

Manufactured from galvanized steel of adequate thickness between 3,00mm and 10,00mm relative to door size and supplied with steel plates for fixing to the structure. Bolt to side guides assembly and support shaft and curtain and prepared to accept the coil casing / hood. Securely bolted to steel angles which are drilled for attachment to the structure at the correct centres.

### Coil Casing / Hood

Casing / hood made of galvanised steel and U or L type profile cover fastened to the lintel into which the top of the door engages for coiled shutter and motor providing an effective seal against the passage of flames.

### Finish

SERRFIRE shutters are finished in standard galvanised steel. Polyester powder coat in a range of standard RAL colour are available on request.

### Control Panel

Surface-mounted type control unite in a metal box with integrated keypad up-stop-down on the drive side with hold to run button at handy height. It is designed in accordance with smart building automation systems.

The technical specifications of the control panels are also equipped according to the motor powers to be used. The control pannel has diode overload protection and diode break protection feature. It has the features of remote on-off, remote monitoring system, audio-visual sound signal when the door is working and battery back-up facility where maintained power is required according to the dimensions in the control panel.

### Options

- Key-switch control, Motor cover hood, Remote control, Loop detectors, Photocells, Timer closing, Other colours and Integral frame.

- For Integral frame, in order to provide the desired fire value, the fire value of the existing wall and the area where the door will be made should be better than the desired fire value at the door. The internal frame profiles, where the door will be mounted, need to be backed up with fire board materials in a way that will provide the fire values after the assembly.

**Technical support will be provided to the construction site after order confirmation.**

### Performance Characteristics:

Resistance to Fire : EN 1634-1:2014 + A1 :2008, rated E240  
Classified according to EN 13501-2 :2016  
Extended application of test results according to EN 15269-10:2011

### Accreditations

EN 1634-1:2014+A1:2018 Fire resistance

### Operation / Drive

Electric Drive 3Ph 380V / 50 Hz, protection class IP54, directly coupled to the winding shaft, thermal motor protection in the motor windings, upper and lower limit switch for the control and main current circuit. Emergency hand-crack or hand-chain with safety contact. Wide range of drive torques is available based on curtain weight. Drive comes with push button control device. Usually connect to a fire control panel and integrated with the building alarm system, so that the shutter descends under control of the motor in the event of a fire. Also specially designed in accordance with smart building automation systems.

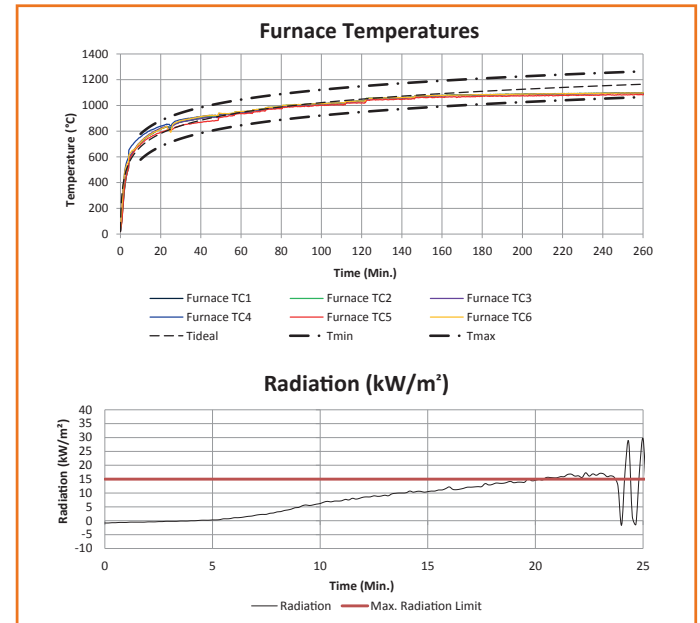
### Bottom Rail

Bottom rail made of galvanized steel profile with strengthened 2 pieces L-shape (40x80mm dimension and 3,00mm thickness) made by press break bending method.

### Roller / Barrel

The roller / barrel comprises a seamless steel tube of sufficient diameter and thickness to avoid deflection. Steel shafts and discs are inserted at each end and the whole assembly is supported in bearings mounted on each endplate.

## TEST RESULTS



### Maximum Sizes

**12,000mm wide x 12,000mm high**

(Please contact us to discuss if there is a requirement beyond these dimensions)

### Headquarters

Reşitpaşa Mh. Denizbank Sit. Sk. No:12, Sarıyer / İstanbul

### Factory

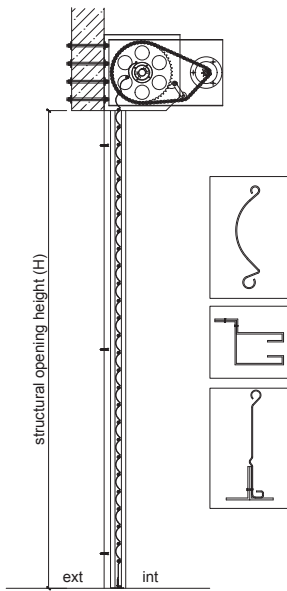
Adnan Kahveci Mh. Çankaya Cd. Simay İş Merkezi No: 3 Kapı No:1-2, Beylikdüzü / İstanbul

✉ info@serrfire.com 🌐 www.serrfire.com

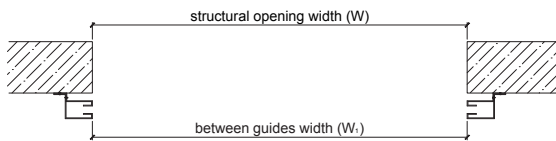


**WALL SURFACE INSTALLATION**

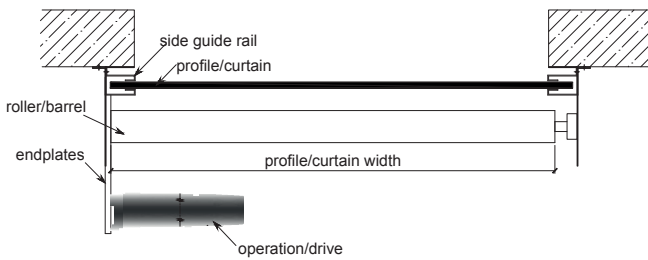
**UNDER THE LINTEL INSTALLATION**



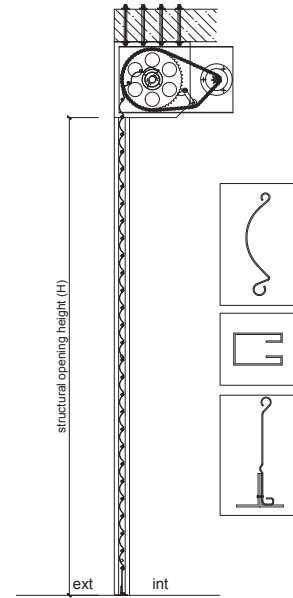
**Section**



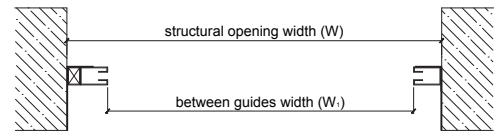
**Plan at Guide Level**



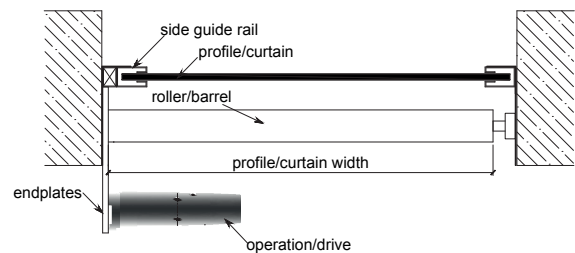
**Plan at Roller/Barrel Level**



**Section**



**Plan at Guide Level**



**Plan at Roller/Barrel Level**



